

# ANCHOR ROUTER CUBE v1.4 WiFi

## REFERENCE STATIC DEVICE FOR RTLS

*“Easily manageable location infrastructure via web browser and RTLS Studio”*






**The Anchor is a referential device with a known position. A Set of Anchors creates the location infrastructure where Tags are being located.**

The primary goal of the device is to gather signals from mobile locators called Tags and forward them to the RTLS Studio where the position is being estimated. Moreover, anchors can also receive data from sensors equipped within the Tag such as acceleration, orientation, button event or even custom payload. The data are further exposed to an user via open API.

Generally, the Anchor is an IP network device equipped with an Ethernet interface for both data backhaul and power supply.

Anchors can utilize the WiFi backhaul. Anchors are configured and managed by the RTLS Studio software. They are delivered with holders in order to simplify the installation at any premises. They are mounted above Tags which ensures maximum coverage and minimizes obstacles blocking its communication line.

- UWB
UWB Location
- 
Ethernet Backhaul
- 
WiFi Backhaul



Power Supply Option	Description
Power from USB*	USB, DC 5V, 500mA Maximum cable length 1.8m
Power from Passive PoE Injector**	DC 24/48V, injected in unused Ethernet pairs 4,5 positive terminal, 7,8 negative terminal
(not compliant with IEEE 802.3af)	Maximum cable length CAT5e 100m

Dimensions	70x74x25 mm
Weight	72 g
Power Requirements	1.5W (DC 5V, ≈ 250mA)
Temperature	0 - 50 °C
UWB Radio Range	15 - 50m*
UWB Antenna	Omnidirectional
Placement	Indoor use only

\*only one, either USB or Passive PoE can be used for powering a device at one time, never connect both  
\*\*injectors are provided by Sewio, always use isolated power source with a short circuit protection

\*depends on line of sight conditions, radio settings and environment